



AS052MNERAB
AS072MNERAB
AS092MNERAB
AS122MNERAB
AS162MNERA
AS182MNERA
AS242MNERA
AS282MNERA
AS302MNERA



Optional controller
HW-BA116ABK



Optional controller
HW-BA101ABT



Optional controller
YR-E17A



Optional remote control
YR-HRS01



Optional controller
YR-E16B

- Compact, linear design with dimmable information display
- Silenced EEV modulation valve
- DC inverter fan motor
- 5 fan speeds selectable with wired controller YR-E16B and YR-E17A.

Model		AS052MNERAB	AS072MNERAB	AS092MNERAB	AS122MNERAB	AS162MNERA	AS182MNERA	AS242MNERA	AS282MNERA	AS302MNERA
Capacity										
Cooling	kW	1,50	2,20	2,80	3,60	4,50	5,60	7,10	8,00	9,00
Heating	kW	1,70	2,50	3,20	4,00	5,00	6,30	8,00	9,00	10,00
Electrical Parameters										
Power supply	Ph-V/Hz	1/220-240/50/60								
Ventilation										
Air flow (H/M/L)	m ³ /h	500/430/370	550/480/420	600/530/470	630/560/500	800/720/650	920/800/720	1010/920/800	1500/1400/1300	1600/1500/1400
Sound pressure (H/M/L)	dB(A)	33/31/29	35/31/29	36/31/29	37/33/29	39/36/34	40/39/35	44/40/36	48/43/40	49/44/41
Sound power (H/M/L)	dB(A)	49/46/41	50/47/42	52/48/44	54/51/50	56/53/51	57/54/52	58/56/54	60/57/53	61/58/54
Installation – Dimensions										
Net dimensions (WxDxH)	mm	855x208x280	855x208x280	855x208x280	855x208x280	1115x243x336	1115x243x336	1115x243x336	1316x270x365	1316x270x365
Packaged unit dimensions (WxDxH)	mm	954x279x355	954x279x355	954x279x355	954x279x355	1206x342x418	1206x342x418	1206x342x418	1403x384x463	1403x384x463
Net/gross weight	Kg	9,9/12,0	9,9/12,0	9,9/12,0	9,9/12,0	15,8/18,9	15,8/18,9	15,8/18,9	21,8/26,3	21,8/26,3
Ø Liquid pipe	mm (inch)	6,35 (1/4)	6,35 (1/4)	6,35 (1/4)	6,35 (1/4)	6,35 (1/4)	6,35 (1/4)	9,52 (3/8)	9,52 (3/8)	9,52 (3/8)
Ø Gas pipe	mm (inch)	9,52 (3/8)	9,52 (3/8)	9,52 (3/8)	12,70 (1/2)	12,70 (1/2)	12,70 (1/2)	15,88 (5/8)	15,88 (5/8)	15,88 (5/8)



AS052MNERAC
AS072MNERAC
AS092MNERAC
AS122MNERAC
AS162MNERAC
AS182MNERAC
AS242MNERAC
AS282MNERAC
AS302MNERAC

The external EEV modulation valve must be installed in the liquid pipe, between 2m and 5m from the unit. This allows to move this sound source out of the room, reaching high levels of silence for the perfect confort in hotels, commerces or offices.



Optional controller
HW-BA116ABK



Optional controller
HW-BA101ABT



Optional controller
YR-E17A



Optional remote control
YR-HRS01



Optional controller
YR-E16B

- Compact, linear design with dimmable information display
- External EEV modulation valve•
DC inverter fan motor
- 5 fan speeds selectable with wired controller YR-E16B and YR-E17A.

Model		AS052MNERAC	AS072MNERAC	AS092MNERAC	AS122MNERAC	AS162MNERAC	AS182MNERAC	AS242MNERAC	AS282MNERAC	AS302MNERAC
Capacity										
Cooling	kW	1,50	2,20	2,80	3,60	4,50	5,60	7,10	8,00	9,00
Heating	kW	1,70	2,50	3,20	4,00	5,00	6,30	8,00	9,00	10,00
Electrical Parameters										
Power supply	Ph-V/Hz	1/220-240/50/60								
Ventilation										
Air flow (H/M/L)	m ³ /h	500/430/370	550/480/420	600/530/470	630/560/500	800/720/650	920/800/720	1010/920/800	1500/1400/1300	1600/1500/1400
Sound pressure (H/M/L)	dB(A)	33/31/29	35/31/29	36/31/29	37/33/29	39/36/34	40/39/35	44/40/36	48/43/40	49/44/41
Sound power (H/M/L)	dB(A)	49/46/41	50/47/42	52/48/44	54/51/50	56/53/51	57/54/52	58/56/54	60/57/53	61/58/54
Installation – Dimensions										
Net dimensions (WxDxH)	mm	855x208x280	855x208x280	855x208x280	855x208x280	1115x243x336	1115x243x336	1115x243x336	1316x270x365	1316x270x365
Packaged unit dimensions (WxDxH)	mm	1054x279x355	1054x279x355	1054x279x355	1054x279x355	1306x342x418	1306x342x418	1306x342x418	1503x384x463	1503x384x463
Net/gross weight	Kg	9,9/14,2	9,9/14,2	9,9/14,2	9,9/14,2	15,8/21,2	15,8/21,2	15,8/21,2	21,8/27,2	21,8/27,2
Ø Liquid pipe	mm (inch)	6,35 (1/4)	6,35 (1/4)	6,35 (1/4)	6,35 (1/4)	6,35 (1/4)	6,35 (1/4)	9,52 (3/8)	9,52 (3/8)	9,52 (3/8)
Ø Gas pipe	mm (inch)	9,52 (3/8)	9,52 (3/8)	9,52 (3/8)	12,70 (1/2)	12,70 (1/2)	12,70 (1/2)	15,88 (5/8)	15,88 (5/8)	15,88 (5/8)

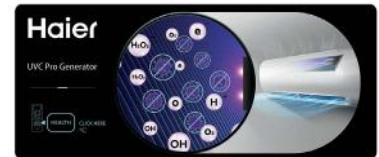


EXPERT White

- AS20XCAHRA
- AS25XCAHRA
- AS35XCAHRA
- AS50XCAHRA

EXPERT Black

- AS20XCAHRA-MB
- AS25XCAHRA-MB
- AS35XCAHRA-MB
- AS50XCAHRA-MB



<p>Optional controller^ HW-BA116ABK</p>	<p>Optional controller^ HW-BA101ABT</p>	<p>Optional controller^ YR-E17A</p>	<p>Standard remote control HQ-HJ</p>	<p>Optional controller^ YR-E16B</p>
---	---	---	--	---

- Silent performance, down to 16db(A) 2,0kW and 2,5kW
- External EEV modulation valve
- ECO presence sensor to optimize the energy consumption and the airflow
- Standard Wi-Fi with hOn App
- 3D ventilation
- Easy installation thanks to the removable part in the bottom of the unit that gives access to the piping

MS1-036A/MS1-060A



MS3-036A



Model		AS20XCAHRA	AS25XCAHRA	AS35XCAHRA	AS50XCAHRA
Capacity					
Cooling	kW	2.00	2.80	3.50	5.00
Heating	kW	2.50	3.20	4.20	6.00
Electrical Parameters					
Power supply	Ph-V/Hz	1/220-240/50			
Ventilation					
Air flow (H/M/L)	m ³ /h	730	730	800	880
Sound pressure (H/M/L)	dB(A)	39/32/25/16	39/32/25/16	40/33/26/17	45/37/29/20
Sound power (H/M/L)	dB(A)	56	56	57	60
Installation – Dimensions					
Net dimensions (WxDxH)	mm	895x313x236	895x313x236	895x313x236	895x313x236
Packaged unit dimensions (WxDxH)	mm	964x386x316	964x386x316	964x386x316	964x386x316
Net/gross weight	Kg	11,3/14	11,3/14	11,3/14	11,6/14,2
Ø Liquid pipe	mm (inch)	6,35 (1/4)	6,35 (1/4)	6,35 (1/4)	6,35 (1/4)
Ø Gas pipe	mm (inch)	9,52 (3/8)	9,52 (3/8)	9,52 (3/8)	12,7 (1/2)

*Easy MRV kit needed to integrate with MRV system.



^WK-B necessary to connect split high walls with wired controller

WK-B



FLEXIS PLUS (MW3) White

- AS20S2SF1FA-MW3
- AS25S2SF1FA-MW3
- AS35S2SF1FA-MW3
- AS50S2SF1FA-MW3
- AS71S2SF1FA-MW3

FLEXIS PLUS (MB3) Black

- AS20S2SF1FA-MB3
- AS25S2SF1FA-MB3
- AS35S2SF1FA-MB3
- AS50S2SF1FA-MB3
- AS71S2SF1FA-MB3



Optional controller[^]
HW-BA116ABK



Optional controller[^]
HW-BA101ABT



Optional controller[^]
YR-E17A



Standard remote control
HQ-HJ



Optional controller[^]
YR-E16B

- Silent performance, down to 16db(A) 2,0kW and 2,5kW
- External EEV modulation valve
- ECO presence sensor to optimize the energy consumption and the airflow
- Standard Wi-Fi with hOn App
- 3D ventilation
- Easy installation thanks to the removable part in the bottom of the unit that gives access to the piping

MS1-036A/MS1-060A



MS3-036A



Model	White	AS20S2SF1FA-MW3	AS25S2SF1FA-MW3	AS35S2SF1FA-MW3	AS50S2SF1FA-MW3	AS71S2SF1FA-MW3
	Black	AS20S2SF1FA-MB3	AS25S2SF1FA-MB3	AS35S2SF1FA-MB3	AS50S2SF1FA-MB3	AS71S2SF1FA-MB3
Capacity						
Cooling	kW	2,00	2,60	3,50	5,20	7,00
Heating	kW	2,50	3,20	4,20	6,00	8,00
Electrical Parameters						
Power supply	Ph-V/Hz	1/220-240/50/60				
Ventilation						
Air flow	m ³ /h	600	600	650	900	1100
Sound pressure (H/M/L)	dB(A)	38/32/25/16	38/32/25/16	39/33/26/17	45/41/37/28	47/43/37/33
Sound power	dB(A)	53	53	55	57	60
Installation – Dimensions						
Net dimensions (WxDxH)	mm	856x197x300	856x197x300	856x197x300	999x225x323	1115x235x343
Packaged unit dimensions (WxDxH)	mm	954x279x355	954x279x355	954x279x355	1206x342x418	1206x342x418
Net/gross weight	Kg	9,5/12,0	9,5/12,0	9,5/12,0	12,0/18,9	15,2/18,9
Ø Liquid pipe	mm (inch)	6,35 (1/4)	6,35 (1/4)	6,35 (1/4)	6,35 (1/4)	9,52 (3/8)
Ø Gas pipe	mm (inch)	9,52 (3/8)	9,52 (3/8)	9,52 (3/8)	12,70 (1/2)	15,88 (5/8)

*Easy MRV kit needed to integrate with MRV system.



WK-B



[^]WK-B necessary to connect split high walls with wired controller



PEARL

- AS20PBAHRA
- AS25PBAHRA
- AS35PBAHRA
- AS50PDAHRA
- AS68PDAHRA



 Optional controller [^] HW-BA116ABK	 Optional controller [^] HW-BA101ABT	 Optional controller [^] YR-E17A	 Standard remote control YR-HE	 Optional controller [^] YR-E16B
--	--	--	---	--

- Silent performance, down to 18db(A) 2,0kW and 2,5kW
- External EEV modulation valve
- Standard Wi-Fi with hOn App
- UVC Sterilisation
- Coando Plus airflow

MS1-036A/MS1-060A



MS3-036A



Model		AS20PBAHRA	AS25PBAHRA	AS35PBAHRA	AS50PDAHRA	AS68PDAHRA
Capacity						
Cooling	kW	2.00	2.60	3.50	5.00	6.80
Heating	kW	2.50	2.80	3.50	5.20	6.80
Electrical Parameters						
Power supply	Ph-V/Hz	1/220-240/50				
Ventilation						
Air flow (H/M/L)	m ³ /h	550	550	600	900	1100
Sound pressure (H/M/L)	dB(A)	37/32/28/18	37/32/28/18	37/33/29/19	44/40/35/28	47/45/37/29
Sound power (H/M/L)	dB(A)		54	56	57	62
Installation – Dimensions						
Net dimensions (WxDxH)	mm	805x200x290	805x200x290	805x200x290	975x220x320	975x220x320
Packaged unit dimensions (WxDxH)	mm	874x270x363	874x270x363	874x270x363	1050x301x397	1050x301x397
Net/gross weight	Kg	8,3/10,5	8,3/10,5	8,3/10,5	11,6/14,4	11,6/14,4
Ø Liquid pipe	mm (inch)	6,35 (1/4)	6,35 (1/4)	6,35 (1/4)	6,35 (1/4)	6,35 (1/4)
Ø Gas pipe	mm (inch)	9,52 (3/8)	9,52 (3/8)	9,52 (3/8)	12,7 (1/2)	12,7 (1/2)

*Easy MRV kit needed to integrate with MRV system.



WK-B

[^]WK-B necessary to connect split high walls with wired controller