

CASSETE 620

2,5 kW


3,5 kW

5,0 kW





MODELO	Interior		AB25S2SC2FA(H)	AB35S2SC2FA(H)	AB50S2SC2FA(H)
Dados de desempenho					
Potência de saída - ARREFECIMENTO	nom. (mín-máx)	kW	2,50	3,50	5,00
Potência de saída - AQUECIMENTO	nom. (mín-máx)	kW	3,20	4,00	5,50
Fonte de alimentação		Fases/V/Hz	1/220-240/50/60	1/220-240/50/60	1/220-240/50/60
Volume de ar tratado	(H/M/L/Q)	m ³ /h	580/480/380/280	620/520/450/350	700/620/500/400
Unidade interior					
Elevada potência sonora		dB	50	52	55
Pressão sonora		dB(A)	35/32/28/26	36/33/30/27	42/37/35/32
Dimensões líquidas	Lar. x Pr. x Comp.	mm	570x570x260	570x570x260	570x570x260
Dimensões da embalagem	Lar. x Pr. x Comp.	mm	718x680x380	718x680x380	718x680x380
Peso líquido/bruto		kg	18,5/22,0	18,5/22,0	19,0/22,0
Dados da instalação					
Tubagem de líquido	Ø	mm (pol.)	6,35 (1/4)	6,35 (1/4)	6,35 (1/4)
Tubagem de gás	Ø	mm (pol.)	9,52 (3/8)	9,52 (3/8)	12,70 (1/2)
Painel	Modelo		PB-620KB(H)	PB-620KB(H)	PB-620KB(H)
Dimensões líquidas do painel (L x P x A)	Lar. x Pr. x Comp.	mm	620x620x60	620x620x60	620x620x60
Dimensões da embalagem do painel (L x P x A)	Lar. x Pr. x Comp.	mm	660x660x115	660x660x115	660x660x115
Peso líquido/bruto do painel		kg	2,8/4,5	2,8/4,5	2,8/4,5

GAMA MAXISPLIT

UNIDADES INTERIORES		CASSETE			CHÃO-TETO		
							
UNIDADES EXTERIORES		1:2	1:3	1:4	1:2	1:3	1:4
10,5 kW		AB50S2SC2FA(H) AB50S2SC2FA(H)	AB35S2SC2FA(H) AB35S2SC2FA(H) AB35S2SC2FA(H)	N/A	AC50S2SG2FA(H) AC50S2SG2FA(H)	AC35S2SG2FA(H) AC35S2SG2FA(H) AC35S2SG2FA(H)	N/A
MONOFÁSICO	1U105S2SS2FA	CONJUNTO KIT FQG-2Y100A	CONJUNTO KIT FQG-3Y200A + ADAPTADOR	N/A	CONJUNTO KIT FQG-2Y100A	CONJUNTO KIT FQG-3Y200A + ADAPTADOR	N/A
12,5 kW		AB71S2SG1FA(H) AB71S2SG1FA(H)	AB50S2SC2FA(H) AB50S2SC2FA(H) AB50S2SC2FA(H)	AB35S2SC2FA(H) AB35S2SC2FA(H) AB35S2SC2FA(H) AB35S2SC2FA(H)	AC71S2SG2FA(H) AC71S2SG2FA(H)	AC50S2SG2FA(H) AC50S2SG2FA(H) AC50S2SG2FA(H)	AC35S2SG2FA(H) AC35S2SG2FA(H) AC35S2SG2FA(H) AC35S2SG2FA(H)
MONOFÁSICO	1U125S2SN2FA	CONJUNTO KIT FQG-2Y200A + ADAPTADOR	CONJUNTO KIT FQG-3Y200A + ADAPTADOR	CONJUNTO KIT FQG-4Y200A + ADAPTADOR	CONJUNTO KIT FQG-2Y200A + ADAPTADOR	CONJUNTO KIT FQG-3Y200A + ADAPTADOR	CONJUNTO KIT FQG-4Y200A + ADAPTADOR
TRIFÁSICO	1U125S2SN2FB						
14,0 kW	 	AB71S2SG1FA(H) AB71S2SG1FA(H)	AB50S2SC2FA(H) AB50S2SC2FA(H) AB50S2SC2FA(H)	AB35S2SC2FA(H) AB35S2SC2FA(H) AB35S2SC2FA(H) AB35S2SC2FA(H)	AC71S2SG2FA(H) AC71S2SG2FA(H)	AC50S2SG2FA(H) AC50S2SG2FA(H) AC50S2SG2FA(H)	AC35S2SG2FA(H) AC35S2SG2FA(H) AC35S2SG2FA(H) AC35S2SG2FA(H)
MONOFÁSICO	1U140S2SN1FA	1U140S2SP2FA	CONJUNTO KIT FQG-2Y200A + ADAPTADOR	CONJUNTO KIT FQG-3Y200A + ADAPTADOR	CONJUNTO KIT FQG-4Y200A + ADAPTADOR	CONJUNTO KIT FQG-2Y200A + ADAPTADOR	CONJUNTO KIT FQG-3Y200A + ADAPTADOR
TRIFÁSICO	1U140S2SN1FB	1U140S2SP2FB					
16,0 kW		AB71S2SG1FA(H) AB71S2SG1FA(H)	AB50S-2SC2FA(H) AB50S-2SC2FA(H) AB50S-2SC2FA(H)	AB35S-2SC2FA(H) AB35S-2SC2FA(H) AB35S-2SC2FA(H) AB35S-2SC2FA(H)	AC71S-2SG2FA(H) AC71S-2SG2FA(H)	AC50S-2SG2FA(H) AC50S-2SG2FA(H) AC50S-2SG2FA(H)	AC35S-2SG2FA(H) AC35S-2SG2FA(H) AC35S-2SG2FA(H) AC35S-2SG2FA(H)


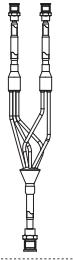
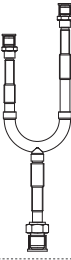
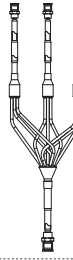
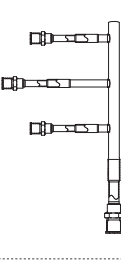
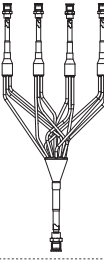
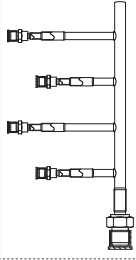




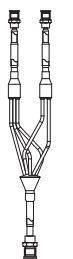
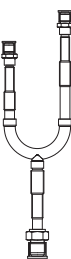
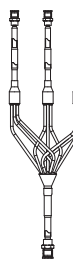
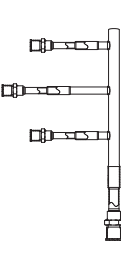
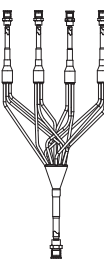
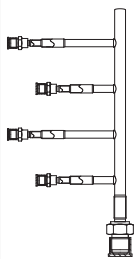







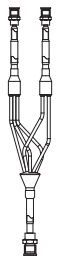
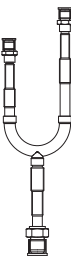
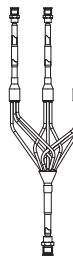
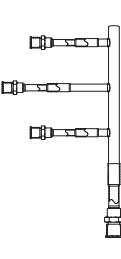
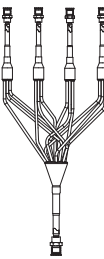
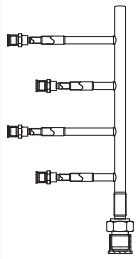







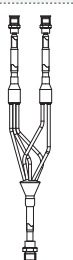
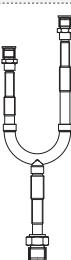
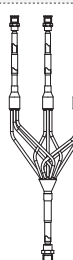
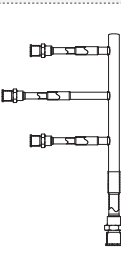
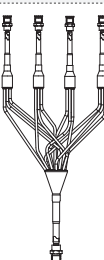
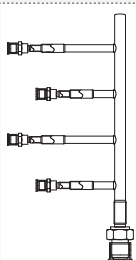



CONTROLADORES POR CABO (NECESSÁRIOS PARA O SISTEMA)

CONTROLADORES + ACESSÓRIOS (OPCIONAL)	CONTROLADORES POR CABO (NECESSÁRIOS PARA O SISTEMA)	
		
	HW-SA201ABK	HW-PA201ABK

CONDUTAS SLIM DE BAIXA PRESSÃO			CONDUTAS DE MÉDIA PRESSÃO			
	1:2	1:3	1:4	1:2	1:3	1:4
	AD35S2SS1FA(H) AD35S2SS1FA(H)	AD35S2SS1FA(H) AD35S2SS1FA(H) AD35S2SM9FA(H)	N/A	AD50S2SM9FA(H) AD50S2SM9FA(H)	AD35S2SM9FA(H) AD35S2SM9FA(H) AD35S2SM9FA(H)	N/A
	CONJUNTO KIT FQG-2Y100A	CONJUNTO KIT FQG-3Y200A + ADAPTADOR	N/A	CONJUNTO KIT FQG-2Y100A	CONJUNTO KIT FQG-3Y200A + ADAPTADOR	N/A
	AD71S2SS1FA(H) AD71S2SS1FA(H)	AD50S2SS1FA(H) AD50S2SS1FA(H) AD50S2SS1FA(H)	AD35S2SS1FA(H) AD35S2SS1FA(H) AD35S2SS1FA(H) AD35S2SS1FA(H)	AD71S2SM9FA(H) AD71S2SM9FA(H)	AD50S2SM9FA(H) AD50S2SM9FA(H) AD50S2SM9FA(H)	AD35S2SM9FA(H) AD35S2SM9FA(H) AD35S2SM9FA(H) AD35S2SM9FA(H)
	CONJUNTO KIT FQG-2Y200A + ADAPTADOR	CONJUNTO KIT FQG-3Y200A + ADAPTADOR	CONJUNTO KIT FQG-4Y200A + ADAPTADOR	CONJUNTO KIT FQG-2Y200A + ADAPTADOR	CONJUNTO KIT FQG-3Y200A + ADAPTADOR	CONJUNTO KIT FQG-4Y200A + ADAPTADOR
	AD71S2SS1FA(H) AD71S2SS1FA(H)	AD50S2SS1FA(H) AD50S2SS1FA(H) AD50S2SS1FA(H)	AD35S2SS1FA(H) AD35S2SS1FA(H) AD35S2SS1FA(H) AD35S2SS1FA(H)	AD71S2SM9FA(H) AD71S2SM9FA(H)	AD50S2SM9FA(H) AD50S2SM9FA(H) AD50S2SM9FA(H)	AD35S2SM9FA(H) AD35S2SM9FA(H) AD35S2SM9FA(H) AD35S2SM9FA(H)
	CONJUNTO KIT FQG-2Y200A + ADAPTADOR	CONJUNTO KIT FQG-3Y200A + ADAPTADOR	CONJUNTO KIT FQG-4Y200A + ADAPTADOR	CONJUNTO KIT FQG-2Y200A + ADAPTADOR	CONJUNTO KIT FQG-3Y200A + ADAPTADOR	CONJUNTO KIT FQG-4Y200A + ADAPTADOR
	AD71S2SS1FA(H) AD71S2SS1FA(H)	AD50S2SS1FA(H) AD50S2SS1FA(H) AD50S2SS1FA(H)	AD35S2SS1FA(H) AD35S2SS1FA(H) AD35S2SS1FA(H) AD35S2SS1FA(H)	AD71S2SM9FA(H) AD71S2SM9FA(H)	AD50S2SM9FA(H) AD50S2SM9FA(H) AD50S2SM9FA(H)	AD35S2SM9FA(H) AD35S2SM9FA(H) AD35S2SM9FA(H) AD35S2SM9FA(H)
	CONJUNTO KIT FQG-2Y200A + ADAPTADOR	CONJUNTO KIT FQG-3Y200A + ADAPTADOR	CONJUNTO KIT FQG-4Y200A + ADAPTADOR	CONJUNTO KIT FQG-2Y200A + ADAPTADOR	CONJUNTO KIT FQG-3Y200A + ADAPTADOR	CONJUNTO KIT FQG-4Y200A + ADAPTADOR

CONTROLADORES CENTRALIZADOS		BMS
HC-SA164DBT	YCZ-A004	HCM-06

TUBOS DE DERIVAÇÃO

UNIDADES EXTERIORES		1:2		1:3		1:4		
10,5 kW								
			LÍQUIDO	GÁS	LÍQUIDO	GÁS	LÍQUIDO	GÁS
MONOFÁSICO	1U105S2SS2FA		CONJUNTO KIT FQG-2Y100A + ADAPTADOR 		CONJUNTO KIT FQG-3Y200A + ADAPTADOR 		CONJUNTO KIT FQG-4Y200A + ADAPTADOR 	
12,5 kW								
			LÍQUIDO	GÁS	LÍQUIDO	GÁS	LÍQUIDO	GÁS
MONOFÁSICO	1U125S2SN2FA		CONJUNTO KIT FQG-2Y200A + ADAPTADOR 		CONJUNTO KIT FQG-3Y200A + ADAPTADOR 		CONJUNTO KIT FQG-4Y200A + ADAPTADOR 	
TRIFÁSICO	1U125S2SN2FB							
14,0 kW								
			LÍQUIDO	GÁS	LÍQUIDO	GÁS	LÍQUIDO	GÁS
MONOFÁSICO	1U140S2SN1FA	1U140S2SP2FA	CONJUNTO KIT FQG-2Y200A + ADAPTADOR 		CONJUNTO KIT FQG-3Y200A + ADAPTADOR 		CONJUNTO KIT FQG-4Y200A + ADAPTADOR 	
TRIFÁSICO	1U140S2SN1FB	1U140S2SP2FB						
16,0 kW								
			LÍQUIDO	GÁS	LÍQUIDO	GÁS	LÍQUIDO	GÁS
TRIFÁSICO	1U160S2SP1FB		CONJUNTO KIT FQG-2Y200A + ADAPTADOR 		CONJUNTO KIT FQG-3Y200A + ADAPTADOR 		CONJUNTO KIT FQG-4Y200A + ADAPTADOR 	

ESPECIFICAÇÕES

UNIDADE EXTERIOR	UNIDADE INTERIOR	UNIDADE Nº INTERIOR	CABO DE COMANDO	GÁS	LÍQUIDO	CONJUNTO
1U105S2SS2FA	AB50S2SC2FA(H) AD50S2SS1FA(H) AD50S2SM9FA(H) AC35S2SG2FA(H)	2	HW-SA201ABK			FQG-2Y100A
1U125S2SN2FA 1U125S2SN2FB 1U140S2SN1FA 1U140S2SN1FB 1U140S2SP2FA 1U140S2SP2FB 1U160S2SP1FB	AB71S2SG1FA(H) AD71S2SS1FA(H) AD71S2SM9FA(H) AC71S2SG2FA(H)	2	HW-SA201ABK			FQG-2Y200A
1U105S2SS2FA	AB35S2SC2FA(H) AD35S2SS1FA(H) AD35S2SM9FA(H) AC35S2SG2FA(H)	3	HW-SA201ABK			FQG-3Y100A
1U125S2SN2FA 1U125S2SN2FB 1U140S2SN1FA 1U140S2SN1FB 1U140S2SP2FA 1U140S2SP2FB 1U160S2SP1FB	AB50S2SC2FA(H) AD50S2SS1FA(H) AD50S2SM9FA(H) AC35S2SG2FA(H)	3	HW-SA201ABK			FQG-3Y200A
1U105S2SS2FA 1U125S2SN2FA 1U125S2SN2FB 1U140S2SN1FA 1U140S2SN1FB 1U140S2SP2FA 1U140S2SP2FB 1U160S2SP1FB	AB35S2SC2FA(H) AD35S2SS1FA(H) AD35S2SM9FA(H) AC35S2SG2FA(H)	4	HW-SA201ABK			FQG-4Y200A

ESPECIFICAÇÕES DAS TUBAGENS

Nº UI	DIAGRAMA DAS TUBAGENS	COMPRIMENTO MÁXIMO DAS TUBAGENS (m)			DIFERENÇA MÁXIMA DE ALTURA UE - UI (m)			COMPRIMENTO MÁXIMO DE UI ÚNICA (m)			DIFERENÇA MÁXIMA DE ALTURA UI - UI (m)			DIFERENÇA MÁXIMA DE COMPRIMENTO DAS TUBAGENS (m)			DIÂMETRO DAS TUBAGENS (mm)			DIÂMETRO DA JUNTA (mm)				
		L1	L2	L3	H	L1	L2	L3	L1	L2	L3	H1	L1-L2	L2-L3	L3-L4	líquido / gás	líquido / gás	líquido / gás	líquido / gás	líquido / gás				
2		L1 + L1 + L2			H			L1 ou L2			H1			L1 - L2			líquido / gás			líquido / gás				
		1U 105	1U 125	1U 140 160	1U 105	1U 125	1U 140 160	1U 105	1U 125	1U 140 160	1U 105	1U 125	1U 140 160	1U 105	1U 125	1U 140 160	1U 105	1U 125	1U 140 160	1U 105	1U 125	1U 140 160		
		≤50	≤50	≤75	≤30	≤30	≤30	≤20			≤0,5			≤10			9,52 15,88	9,52 15,88	9,52 15,88	9,52 15,88	9,52 15,88			
3		L1 + L1 + L2			H			L1 ou L2 ou L3			H1			(Lx-Ly) x,y=1,2,3 x≠y			líquido / gás			líquido / gás				
		1U 105	1U 125	1U 140 160	1U 105	1U 125	1U 140 160	1U 105	1U 125	1U 140 160	1U 105	1U 125	1U 140 160	1U 105	1U 125	1U 140 160	1U 105	1U 125	1U 140 160	1U 105	1U 125	1U 140 160		
		≤50	≤60	≤75	≤20	≤30	≤30	≤20			≤0,5			≤10			9,52 15,88	9,52 15,88	9,52 15,88	6,35 9,52	6,35 12,7	6,35 12,7		
4		L + L1 + L2 + L3 + L4				H			L1 ou L2 ou L3 ou L4				H1			(Lx-Ly) x,y=1,2,3,4 x≠y			líquido / gás			líquido / gás		
		1U 105	1U 125	1U 140 160	1U 105	1U 125	1U 140 160	1U 105	1U 125	1U 140 160	1U 105	1U 125	1U 140 160	1U 105	1U 125	1U 140 160	1U 105	1U 125	1U 140 160	1U 105	1U 125	1U 140 160		
		≤50	≤60	≤75	≤20	≤30	≤30	≤20	≤20	≤20	≤0,5	≤0,5	≤0,5	≤10	≤10	≤10	9,52 15,88	9,52 15,88	9,52 15,88	6,35 12,7	6,35 9,52	6,35 9,52		

Os dados deste catálogo são meramente indicativos e podem variar. Aconselhamos a verificar a exatidão dos dados com o fornecedor antes de adquirir os produtos.

EXEMPLOS

O sistema MAXISPLIT foi concebido para garantir uma melhor distribuição do ar.

A utilização de um coletor prático permite ligar até 4 unidades interiores (do mesmo tipo), funcionando em simultâneo para uma unidade externa (mono).

